



Library Director’s Report to Tredyffrin Libraries Board of Trustees for March 28, 2019

Volunteers

Volunteers aid us with daily library operations and enable us to continue to provide exemplary service. We are extremely grateful for their hard work and commitment. Comparing 2019 to 2018, total number of volunteers increased by 5 (+11.1%) and volunteer contributed hours decreased by 56.75 (-15.3%).

Number of Volunteers

| | Tredyffrin Children's | Tredyffrin Circulation | Tredyffrin Friends | Paoli (All) | 2019 TOTAL | 2018 YTD | 2018 - 2019 YTD Change | 2018 - 2019 YTD % Change |
|-------|--------------------------|---------------------------|-----------------------|-------------|------------|----------|------------------------------|--------------------------------|
| Jan | 0 | 18 | 10 | 17 | 45 | 45 | 0 | 0.0% |
| Feb | 3 | 16 | 13 | 15 | 47 | 42 | 5 | 11.9% |
| TOTAL | 0 | 18 | 10 | 17 | 45 | 45 | 5 | 11.1% |

Number of Volunteer Contributed Hours

| | Tredyffrin Children's | Tredyffrin Circulation | Tredyffrin Friends | Paoli (All) | 2019 TOTAL | 2018 YTD | 2018 - 2019 YTD Change | 2018 - 2019 YTD % Change |
|-------|--------------------------|---------------------------|-----------------------|-------------|------------|----------|------------------------------|--------------------------------|
| Jan | 0 | 122 | 133 | 58.25 | 313.25 | 370 | -56.75 | -15.3% |
| Feb | 12 | 96.5 | 156.25 | 32 | 296.75 | 377.5 | -80.75 | -21.4% |
| TOTAL | 0 | 122 | 133 | 58.25 | 313.25 | 370 | -56.75 | -15.3% |

Building

I am still investigating utilizing cell phone boosters inside Tredyffrin Public Library and considering viable solutions. I have not made progress on this as some other matters needed my attention.

Tredyffrin Library continues to experience functionality issues with the HVAC system. I am awaiting scheduling for service to get the air conditioning running again.

The new semi-private cubicle purchase was approved by the Board of Supervisors. I am working on finalizing the details and expect to have an installation date scheduled soon.

Tredyffrin Public Library’s roof continues to have issues. Currently, the roofer that we were working with has indicated that he can no longer locate and patch areas of the flat roof. There is currently an active leak in the lobby.

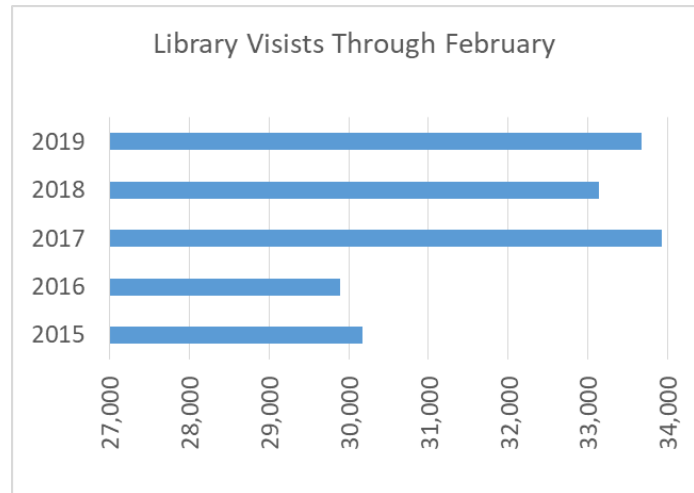
On Monday, February 17th, the small water heater in the Children’s Department (under the sink in the restroom) failed and there was a small flood in the restroom and water did seep into the surrounding carpet. A remediation company was brought in to dry out the area. The water heater has been replaced.

We’ve been having problems with the entrance door in the Children’s Department not closing properly and with the terrace door not sealing properly. We have received a quote to have both doors repaired in order to make them functional.

Visitor Count

Visitor count for February 2019 totaled 16,585. This is an increase of 24 (+0.1%) comparing total visitor count in February 2019 to that of February 2018.

| | | Jan | Feb | Total |
|--------------------|------------|--------|--------|--------|
| Sun | Paoli | 281 | 359 | 640 |
| | Tredyffrin | 1,375 | 1,429 | 2,804 |
| Mon | Paoli | 703 | 782 | 1,485 |
| | Tredyffrin | 1,958 | 2,201 | 4,159 |
| Tues | Paoli | 132 | 99 | 231 |
| | Tredyffrin | 2,216 | 1,999 | 4,215 |
| Wedns | Paoli | 1,093 | 710 | 1,803 |
| | Tredyffrin | 13 | 18 | 31 |
| Thurs | Paoli | 926 | 797 | 1,723 |
| | Tredyffrin | 2,832 | 2,324 | 5,156 |
| Fri | Paoli | 738 | 752 | 1,490 |
| | Tredyffrin | 1,776 | 1,832 | 3,608 |
| Sat | Paoli | 577 | 700 | 1,277 |
| | Tredyffrin | 2,469 | 2,583 | 5,052 |
| Total Paoli | | 4,450 | 4,199 | 8,649 |
| Total Tredyffrin | | 12,639 | 12,386 | 25,025 |
| Libraries Combined | | 17,089 | 16,585 | 33,674 |

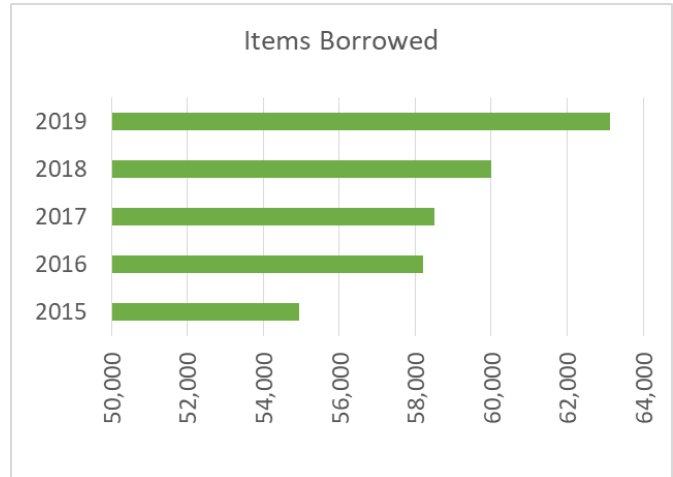


| | Feb-19 | Feb-18 | Difference | % Increase or Decrease | 2019 YTD | 2018 YTD | Difference | % Increase or Decrease |
|------------|--------|--------|------------|------------------------|----------|----------|------------|------------------------|
| Paoli | 4,199 | 3,905 | 294 | 7.5% | 8,649 | 7,660 | 989 | 12.9% |
| Tredyffrin | 12,386 | 12,656 | -270 | -2.1% | 25,025 | 25,473 | -448 | -1.8% |
| Total | 16,585 | 16,561 | 24 | 0.1% | 33,674 | 33,133 | 541 | 1.6% |

Circulation

Circulation for February 2019 totaled 30,670. Compared to the previous February, checkouts of library material increased by 5,732 (+21.5%). While print circulation increased by 2,457 (+10.3%), circulation of electronic materials increased by 1,501 (+511%). Electronic materials circulation statistics for libraries in the Chester County Library System are based on total individual library contribution to the collection. Compared to 2018, circulation of all library material has increased by 3,122 (+5.2%).

| | Print | Electronic | Total |
|-------------------------------------|--------|------------|--------|
| Jan-19 | 27,621 | 4,823 | 32,444 |
| Feb-19 | 26,233 | 4,437 | 30,670 |
| Feb 2019 - Jan 2019 Difference | -1,388 | -386 | -1,774 |
| Feb 2019 - Jan 2019 % Difference | -5.0% | -8.0% | -5.5% |
| Feb-18 | 23,776 | 2,936 | 26,712 |
| Feb 2019 - Feb 2018 Difference | 2,457 | 1,501 | 5,732 |
| Feb 2019 - Feb 2018 % Difference | 10.3% | 51.1% | 21.5% |
| 2019 YTD | 53,854 | 9,260 | 63,114 |
| 2018 YTD | 53,484 | 6,508 | 59,992 |
| Difference | 370 | 2,752 | 3,122 |
| % Change | 0.7% | 42.3% | 5.2% |



Programming

Programs for February 2019 totaled 136 and attendance totaled 1,973. Comparing total program offerings and attendance to 2018, there is an overall increase of 29 (+12.4%) in total program offerings and an increase of 1095 (+37.0%) in total program attendance.

| 2019 | | | |
|--------------------|------------|------------|------------|
| Number of Programs | | | |
| Paoli | Jan | Feb | Total |
| 18+ | 19 | 12 | 31 |
| Ages 0-5 | 22 | 25 | 47 |
| Ages 5-11 | 6 | 7 | 13 |
| Ages 12-17 | 3 | 1 | 4 |
| Total | 50 | 45 | 95 |
| Tredyffrin | | | |
| Jan | Feb | Total | |
| 18+ | 31 | 32 | 63 |
| Ages 0-5 | 18 | 26 | 44 |
| Ages 5-11 | 9 | 23 | 32 |
| Ages 12-17 | 18 | 10 | 28 |
| Total | 76 | 91 | 167 |
| Total | 126 | 136 | 262 |

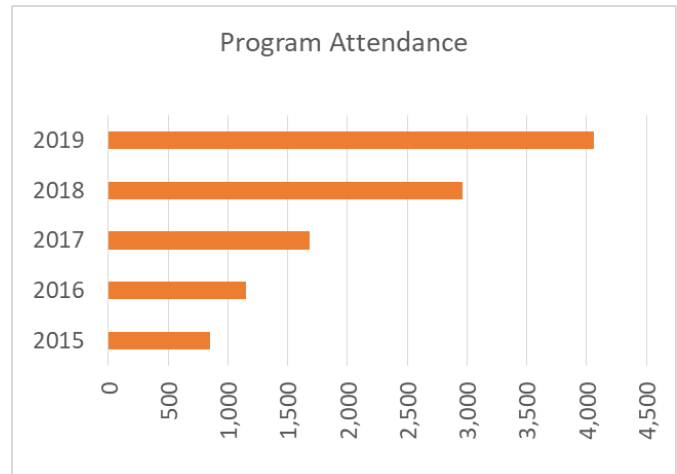
| Number of Programs | | | | |
|-----------------------------------|-------|-------------------|-------------|-------|
| | 18+ | Ages 11 and Under | Ages 12 -17 | TOTAL |
| 2018 | 90 | 119 | 24 | 233 |
| 2019 | 94 | 136 | 32 | 262 |
| Difference Between 2018 & 2019 | 4 | 17 | 8 | 29 |
| | 4.4% | 14.3% | 33.3% | 12.4% |
| Number of Attendees | | | | |
| | 18+ | Ages 11 and Under | Ages 12 -17 | TOTAL |
| 2018 | 1,050 | 1,616 | 296 | 2962 |
| 2019 | 1,096 | 2,628 | 333 | 4057 |
| Difference Between 2018 & 2019 | 46 | 1012 | 37 | 1095 |
| | 4.4% | 62.6% | 12.5% | 37.0% |

Number of Attendees

| Paoli | Jan | Feb | Total |
|------------|-----|-----|-------|
| 18+ | 31 | 22 | 53 |
| Ages 0-5 | 371 | 263 | 634 |
| Ages 5-11 | 58 | 59 | 117 |
| Ages 12-17 | 0 | 5 | 5 |
| Total | 460 | 349 | 809 |

| Tredyffrin | Jan | Feb | Total |
|------------|-------|-------|-------|
| 18+ | 607 | 436 | 1,043 |
| Ages 0-5 | 626 | 606 | 1,232 |
| Ages 5-11 | 227 | 418 | 645 |
| Ages 12-17 | 164 | 164 | 328 |
| Total | 1,624 | 1,624 | 3,248 |

| | | | |
|-------|-------|-------|-------|
| Total | 2,084 | 1,973 | 4,057 |
|-------|-------|-------|-------|



Children’s Notes (Submitted by Angie Andre)

We finished our Family Winter Reading Club with 155 participants.

Our Winter Program Session ended on March 10 and we are preparing for our Spring Program session which runs from April 1-May 26.

Our program highlights include a Bilingual French and English Storytime which was requested by patrons. Reading to our certified therapy dog, Daisy, is continuing to be a success and she visits us twice per month.

Our weekly program, Full STEAM Ahead fills up quickly and is a huge success. Our art appreciation programs are also continuing to be a success as we have expanded from 2 age groups to 3 age groups with 4 different weekly classes.

We are looking forward and planning activities for TE school age children who will be on spring break the week of April 15. That week we will be highlighting a Titanic Escape Room, Brunch, Bingo, Sewing Class, STEAM Classes, Engineering a Birdhouse and Creating a Bird Feeder.

Teen Notes (Submitted by Laura Doan)

Tredyffrin Library was proud to host the launch party for Conestoga High School’s literary magazine’s winter issue of The Folio. Literary Magazine is a Co-Curricular course during which students produce the school literary magazine. Inkwell Coffeehouse in Strafford has become their tradition to launch the winter issue of the Folio.

We supported participants of the Conestoga High School Mini-THON® 2019 by hosting their event for elementary school students to raise money to support their dance marathon. The young participants had a fun night of art & crafts and fun & games. They also created a banner that will be hung at the dance. CHS students are joining more than 90,000 students across the country in the fight to conquer childhood cancer.

Technologically, we hosted techgirlz for a Models and Molecules workshop. Co-taught by a CHS student, in this workshop, we worked with different types of molecular models. We learned how scientists use these to

understand synthetic and natural molecules, including those of living organisms. We worked with models of interesting molecules and learned how computers help scientific discovery.

There were regular meetings of Journaling Together Group, Book Group and K-Pop. Teen Book Club began reading Sad Perfect by Stephanie Elliot. TEEN K-POP DANCE CREW continued to rehearse their dances for a Dance and Korean Cultural Program to be held at a future date.

I attended a presentation on Marijuana, Vaping, Opioids & Other Drugs that was sponsored by ARCH and was held at T/E Middle School.

Reference Notes (Submitted by Kate Boyle)

According to the recorded sessions, wifi use dropped off in February. Some of the drop off in use may be the result of staff error. I have reworked the stat sheets for March for easier recording.

The reference desk staff continues to be very busy. In February both Zoey and Marianne taught information literacy classes that were well received in addition to the good number of one-on-sessions we continue to do.

| Information Transactions | Feb-19 | YTD | Feb-18 | 2018 YTD | Difference | YTD Difference |
|----------------------------------|--------|-------|--------|----------|------------|----------------|
| Reference Desk | 1238 | 2556 | 1197 | 2437 | 3% | 5% |
| Children's Desk | 435 | 880 | 463 | 917 | -6% | -4% |
| Circulation Desk | 626 | 1330 | 633 | 1341 | -1% | -1% |
| Computer Users | | | | | | |
| Computer Users | Feb-19 | YTD | Feb-18 | 2018 YTD | Difference | YTD Difference |
| EnvisionWare Main Level Sessions | 1015 | 2205 | 1635 | 3251 | -38% | -32% |
| EnvisionWare Children Sessions | 92 | 180 | 118 | 250 | -22% | -28% |
| Wireless | 2088 | 4310 | 2296 | 4520 | -9% | -5% |
| Information Literacy | | | | | | |
| Information Literacy | Feb-19 | YTD | Feb-18 | 2018 YTD | Difference | YTD Difference |
| Number of Classes | 3 | 5 | 0 | 0 | 300% | 500% |
| Number of Participants | 18 | 27 | 0 | 0 | 0% | 0% |
| One-on-One Sessions | 35 | 86 | 38 | 87 | -8% | -1% |
| Website Statistics | | | | | | |
| Website Statistics | Feb-19 | YTD | Feb-18 | 2018 YTD | Difference | YTD Difference |
| Page Views | 14,457 | 29581 | 12,157 | 26,846 | 19% | 10% |
| Users | 4,881 | 10012 | 4,811 | 10,513 | 1% | -5% |
| Proctoring Statistics | | | | | | |
| Proctoring Statistics | Feb-19 | YTD | Feb-18 | 2018 YTD | Difference | YTD Difference |
| # of Proctoring Sessions | 7 | 10 | 3 | 5 | 133% | 100% |
| # of Proctoring Hours | 10 | 19 | 6.5 | 12.5 | 54% | 52% |

Respectfully submitted by Christopher Kibler, Director of Libraries