



## Library Director's Report to Tredyffrin Libraries Board of Trustees for June 27, 2019

### Volunteers

Volunteers aid us with daily library operations and enable us to continue to provide exemplary service to our community. We are extremely grateful for their hard work and commitment. Comparing 2019 to 2018, total number of volunteers increased by 21 (+9.8%) and volunteer contributed hours increased by 45.55 (+2.4%).

#### Number of Volunteers

	Tredyffrin Children's	Tredyffrin Circulation	Tredyffrin Friends	Paoli (All)	2019 TOTAL	2018 YTD	2018 - 2019 YTD Change	2018 - 2019 YTD % Change
January	3	18	14	17	52	41	11	26.8%
February	3	16	13	15	47	41	6	14.6%
March	2	16	14	15	47	44	3	6.8%
April	1	16	12	15	44	48	-4	-8.3%
May	2	16	13	14	45	40	5	12.5%
TOTAL	11	82	66	76	235	214	21	9.8%

#### Number of Volunteer Contributed Hours

	Tredyffrin Children's	Tredyffrin Circulation	Tredyffrin Friends	Paoli (All)	2019 TOTAL	2018 YTD	2018 - 2019 YTD Change	2018 - 2019 YTD % Change
January	12.5	116.25	213.25	58.25	400.25	324.5	75.75	23.3%
February	12	96.25	156.25	52.5	317	374.7	-57.7	-15.4%
March	10	109.25	271.75	44.75	435.75	423.25	12.5	3.0%
April	1.5	112	232	63.75	409.25	391.75	17.5	4.5%
May	11	100.25	229.25	52	392.5	395	-2.5	-0.6%
TOTAL	47	534	1102.5	271.25	1954.75	1909.2	45.55	2.4%

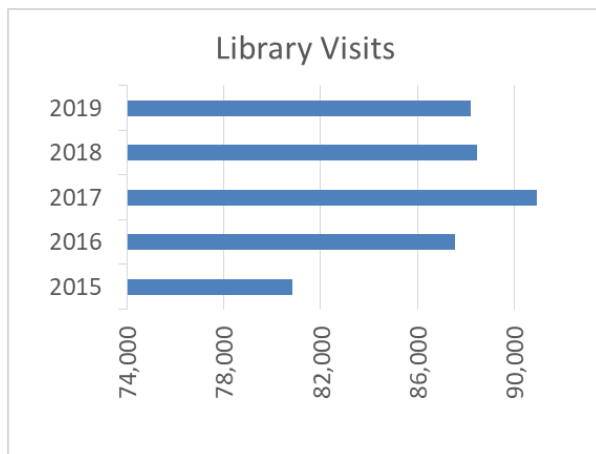
### Visitor Count

Visitor count for May 2019 totaled 16,650. This is an decrease of 818 (-9%) comparing total visitor count in 2019 to that of 2018.

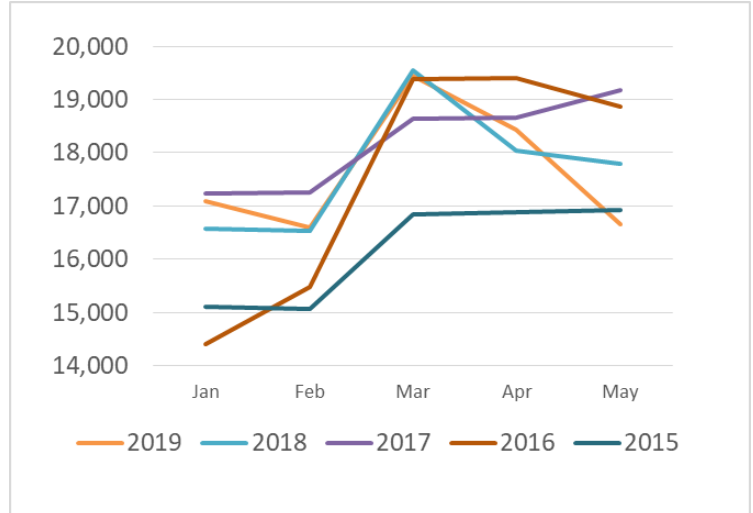
	May-19	May-18	Difference	% Increase or Decrease	2019 YTD	2018 YTD	Difference	% Increase or Decrease
Paoli	4,490	4,297	193	4.5%	22,589	20,750	1,839	8.9%
Tredyffrin	12,160	14,003	-1,843	-13.2%	65,611	68,268	-2,657	-3.9%
Total	16,650	18,300	-1,650	-9.0%	88,200	89,018	-818	-0.9%

		Jan	Feb	Mar	Apr	May	Total
Sun	Paoli	281	359	421	253	184	1,498
	Tredyffrin	1,375	1,429	1,974	884	1,005	6,667
Mon	Paoli	703	782	870	1,049	575	3,979
	Tredyffrin	1,958	2,201	2,247	3,035	1,583	11,024
Tues	Paoli	132	99	18	27	112	388
	Tredyffrin	2,216	1,999	2,461	3,219	2,967	12,862
Wedns	Paoli	1,093	710	896	1,066	1,170	4,935
	Tredyffrin	13	18	39	52	29	151
Thurs	Paoli	926	797	805	911	982	4,421
	Tredyffrin	2,832	2,324	2,285	2,436	2,755	12,632
Fri	Paoli	738	752	938	799	873	4,100
	Tredyffrin	1,776	1,832	2,639	1,830	2,142	10,219
Sat	Paoli	577	700	766	631	594	3,268
	Tredyffrin	2,469	2,583	3,086	2,239	1,679	12,056
Total Paoli		4,450	4,199	4,714	4,736	4,490	22,589
Total Tredyffrin		12,639	12,386	14,731	13,695	12,160	65,611
Libraries Combined		17,089	16,585	19,445	18,431	16,650	88,200

A comparison of visitor count data collected by month for Tredyffrin Township Libraries for the years 2015 – 2019 is provided below to illustrate typical monthly visitor count increases as well as illustrate monthly and yearly changes.



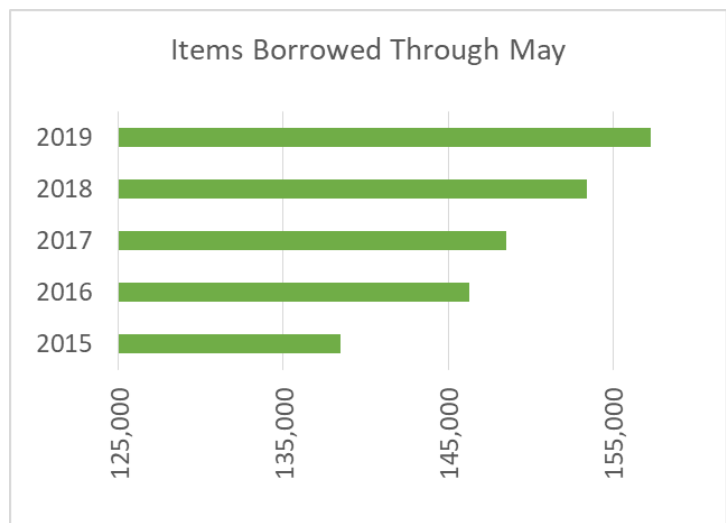
2015	2016	2017	2018	2019
80,829	87,542	90,943	88,477	88,200



## Circulation

Circulation for May 2019 totaled 29,629. Compared to the previous May, checkouts of library material decreased by 285 (-1.0%). Print circulation decreased by 1,576 (-6.0%) while circulation of electronic materials increased by 1,291 (+36.1%). Comparing 2019 to 2018, total circulation increased by 4,141 (+3.4%). Print circulation decreased by 2,704 (-2.0%) while circulation of electronic materials has increased by 6,560 (+38.5%). Please note that electronic materials circulation statistics for libraries in the Chester County Library System are based on total individual library contribution to the collection.

	Print	Electronic	Total
Jan-19	27,621	4,823	32,444
Feb-19	26,233	4,437	30,670
Mar-19	28,369	4,851	33,220
Apr-19	26,674	4,644	31,318
May-19	24,765	4,864	29,629
May 2019 - Apr 2019 Difference	-1,909	220	-1,689
May 2019 - Apr 2019 % Difference	-7.7%	4.5%	-5.7%
May-18	26,341	3,573	29,914
May 2019 - May 2018 Difference	-1,576	1,291	-285
May 2019 - May 2018 % Difference	-6.0%	36.1%	-1.0%
2019 YTD	133,662	23,619	157,281
2018 YTD	136,366	17,059	153,425
Difference	-2,704	6,560	3,856
% Change	-2.0%	38.5%	2.5%



Items Borrowed Through May

2015	138,456
2016	146,271
2017	148,543
2018	153,425
2019	157,281

## Programming

Programs for May 2019 totaled 157 and attendance totaled 2,420. Comparing total program offerings and attendance to 2018, there is an overall increase of 226 (+45.8%) in total program offerings and an increase of 4,067 (+61.4%) in total program attendance.

### Number of Programs

Paoli	Jan	Feb	Mar	Apr	May	Total
Ages 0-5	22	25	26	25	23	121
Ages 0-5 (Outreach)	0	0	0	0	13	13
Ages 5-11	6	7	7	6	5	31
Ages 12-17	3	1	2	8	3	17
18+	19	12	5	11	9	56
Total	50	45	40	50	53	238

### Tredyffrin

	Jan	Feb	Mar	Apr	May	Total
Ages 0-5	18	26	18	31	27	120
Ages 5-11	9	23	16	29	25	102
Ages 12-17	18	10	13	13	13	67
18+	31	32	44	46	39	192
Total	76	91	91	119	104	481
Total	126	136	131	169	157	706

### Number of Attendees

Paoli	Jan	Feb	Mar	Apr	May	Total
Ages 0-5	371	263	389	324	274	1,621
Ages 0-5 (Outreach)	0	0	0	0	374	374
Ages 5-11	58	59	46	78	29	270
Ages 12-17	0	5	20	34	8	67
18+	31	22	23	50	33	159
Total	460	349	478	486	718	2,491

### Tredyffrin

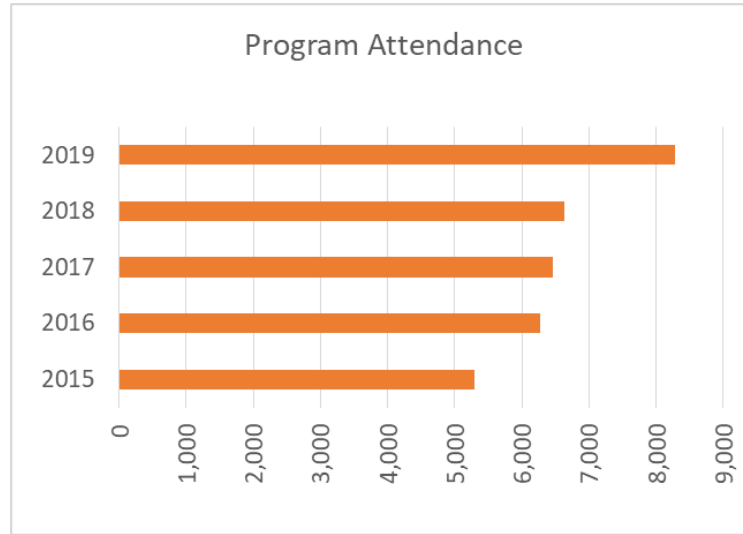
	Jan	Feb	Mar	Apr	May	Total
Ages 0-5	626	606	515	690	633	3,070
Ages 5-11	227	418	219	216	390	1,470
Ages 12-17	164	164	181	278	184	971
18+	607	436	627	527	495	2,692
Total	1,624	1,624	1,542	1,711	1,702	6,501
Total	2,084	1,973	2,020	2,197	2,420	10,320

Number of Programs

	18+	Ages 11 and Under	Ages 12 -17	TOTAL
2018	208	240	45	493
2019	248	387	84	719
Difference	40	147	39	226
Between 2018 & 2019	19.2%	61.3%	86.7%	45.8%

Number of Attendees

	18+	Ages 11 and Under	Ages 12 -17	TOTAL
2018	2,191	3,769	667	6627
2019	2,851	6,805	1,038	10694
Difference	660	3036	371	4067
Between 2018 & 2019	30.1%	80.6%	55.6%	61.4%



**Children’s Notes (Submitted by Angie Andre)**

In preparation for activities for opening on Wednesdays starting on July 10<sup>th</sup>, we are planning a local band to play, have booked Makin Music with Mr. Mike for the preschool children, and booked a “Sciencetellers” program for the school age crowd.

We are also getting ready for our new Summer Reading Quest Program. In addition to our Summer Reading calendars where children set their reading goals and earn raffle tickets for prize drawings we are preparing for our new Badge Program. This new program incorporates reading, attending programs, and activities when completed they can earn up to 6 badges. The badges are topical: Mad Chef, Caped Avenger, Epic Wizard, Globetrotter, Interstellar Seeker, and Board Game Genius.

**Teen Notes (Submitted by Laura Doan)**

Technologically, we held sessions of our Girls Who Code meetings culminating in an exhibition of their project and graduation ceremony for friends and family.

There were regular meetings of Journaling Together Group, Book Group and K-Pop. Teen Book Club continued reading “A Tree Grows in Brooklyn”. TEEN K-POP DANCE CREW presented their dances for a Dance and Korean Cultural Program.

Socially, we held a concert with Eric Perez and fellow musicians. Eric is a wonderful musician with original music who graduated Conestoga this year. He has played many of the benefit concerts held at Tredyffrin Library. The

concert was open to the public and, because we left the front door open for fresh air, families from the park were drawn in.

We hosted 8 interns from Conestoga High School and 1 from Phoenixville. This was a wonderful opportunity for students to experience the library from behind-the-scenes and to work as a team to complete group projects. The month long program culminated in a final presentation by each student. A special memory of the group was working with Saj to learn about the journey a book makes from being chosen for the library to being placed on our shelf. One of my favorite memories was taking them to Eastern University library to learn about the Library of Congress classification system and discovering the enormous turtles in the lake.

### Reference Notes (Submitted by Kate Boyle)

May continued to be a busy month with lots of proctoring requests. Angie, Tara & Taylor were pivotal in making sure we were able to accommodate every request, so big thanks to them.

In May I began interviewing for the new part-time reference positions and offered hours to Alex Srolis who starts June 25th. In addition to her reference hours, Alex will begin a second English Language Learners program for our community. We are very excited to have her join us.

In tech news, we were able to connect ACDI, who runs our Printer systems with the Chester County Library System Help Desk to come up with a solution for some privacy/printing issues that we'd been having with our public computers. I'm happy to report that they were able to come up with a quick solution and that now the public PCs are running a program in the mornings to help delete any left-behind patron data.

Not May news, but we are excited to be running an Adult SummerQuest program again. This year, in celebration of the 50th anniversary of the Moon Landing, we are attempting to Read to the Moon. Everyone is invited to track their reading on one of our bookmarks. If 125 people read 20 hours before August 16th, we'll have read 250,000 miles, straight to the moon! We hope you'll participate.

Information Transactions	May-19	YTD	May-18	2018 YTD	Difference	YTD Difference
Reference Desk	1145	6286	1186	6193	-3%	2%
Children's Desk	457	2320	440	2384	4%	-3%
Circulation Desk	634	3247	575	3118	10%	4%

Computer Users	May-19	YTD	May-18	2018 YTD	Difference	YTD Difference
EnvisionWare Main Level Sessions	1098	6182	1143	6986	-4%	-12%
EnvisionWare Children Sessions	69	510	131	605	-47%	-16%
Wireless	1976	8490	2140	11554	-8%	-27%

Information Literacy	May-19	YTD	May-18	2018 YTD	Difference	YTD Difference
Number of Classes	3	14	0	0	300%	1400%
Number of Participants	5	46	0	0	300%	4400%
One-on-One Sessions	37	207	24	197	54%	5%

Website Statistics	May-19	YTD	May-18	2018 YTD	Difference	YTD Difference
Page Views	14,532	74969	14,697	71,402	-1%	5%
Users	4,484	24789	5,185	26,309	-14%	-6%

Proctoring Statistics	May-19	YTD	May-18	2018 YTD	Difference	YTD Difference
# of Proctoring Sessions	11	32	9	21	22%	52%
# of Proctoring Hours	24.5	61.25	13.5	41.5	81%	48%